




HARRIS COUNTY FELONY PRETRIAL DETENTION REPORT

BROUGHT TO YOU BY THE TEXAS CENTER FOR JUSTICE & EQUITY AND THE TEXAS ORGANIZING PROJECT

ON AN AVERAGE NIGHT LAST WEEK **6,375** PEOPLE WERE LOCKED IN A CAGE AT THE HARRIS COUNTY JAIL BECAUSE THEY COULDN'T AFFORD MONEY BAIL, EVEN THOUGH IT IS ILLEGAL TO JAIL PEOPLE SOLELY BECAUSE THEY ARE POOR. THIS REPORT USES JAIL POPULATION DATA PROVIDED BY HARRIS COUNTY TO COMPARE THE PRETRIAL DETENTION NUMBERS OF HARRIS COUNTY'S FELONY JUDGES.

DISTRICT COURTS BY HIGHEST PRETRIAL DETENTION POPULATION

APRIL 24, 2022 - APRIL 30, 2022

#1: JUDGE RAMONA FRANKLIN	#2: JUDGE HAZEL B. JONES	#3: JUDGE LORI CHAMBERS GRAY
 <p>531 PEOPLE DETAINED PER NIGHT BASED ON INABILITY TO PAY</p> <p>338TH DISTRICT COURT</p>	 <p>414 PEOPLE DETAINED PER NIGHT BASED ON INABILITY TO PAY</p> <p>174TH DISTRICT COURT</p>	 <p>369 PEOPLE DETAINED PER NIGHT BASED ON INABILITY TO PAY</p> <p>262ND DISTRICT COURT</p>

RANK	COURT	JUDGE	DAILY AVERAGE NUMBER OF PEOPLE DETAINED PRETRIAL
4.	176TH	NIKITA HARMON	349
5.	178TH	KELLI JOHNSON	334
6.	208TH	GREG GLASS	289
7.	185TH	JASON LUONG	287
8.	177TH	ROBERT JOHNSON	280
9.	248TH	HILARY UNGER	268
10.	183RD	CHUCK SILVERMAN	261
11.	182ND	DANILO LACAYO	260
12.	179TH	ANA MARTINEZ	249
13.	263RD	AMY MARTIN	248
14.	209TH	BRIAN E. WARREN	247
15.	482ND	MARITZA ANTU	243
16.	184TH	ABIGAIL ANASTASIO	238
17.	180TH	DASEAN JONES	224
18.	232ND	JOSH HILL	222
19.	230TH	CHRIS MORTON	212
20.	337TH	COLLEEN GAIDO	212
21.	228TH	FRANK AGUILAR	200
22.	339TH	TE'IVA J. BELL	188
23.	351ST	NATALIA "NATA" CORNELIO	159
-	RIC	BROCK THOMAS	92

Harris County taxpayers spent over **\$3.8 MILLION** on illegal pretrial detention this week.

That's over TWICE the amount Harris County taxpayers spend every week on public health services, the public library, and pollution control **COMBINED.**